

# ELECTRICAL DESIGN GROUP

ELECTRICAL BUILDING SERVICES CONSULTANTS

P.O. Box 15, SHERWOOD Q. 4075


Phone: (07) 3278 4375 Fax: (07) 3716 0222

Web Site: [www.edg.net.au](http://www.edg.net.au) Email: [brisbane@edg.net.au](mailto:brisbane@edg.net.au)

**C3358a - BRACKEN RIDGE TAVERN**  
**ELECTRICAL EQUIPMENT SCHEDULE**  
**REVISION A - 28 FEBRUARY 2025**

C3358a-0002(A).xls

THE LIGHT FITTING SUPPLIER CONTACT DETAILS MAY BE AVAILABLE ON THE EDG WEBSITE VIA THE FOLLOWING LINK <a href="http://www.edg.net.au/Links/Lighting.htm">www.edg.net.au/Links/Lighting.htm</a>					
TYPE	LAMPS	DESCRIPTION	COLOUR / ACCESSORY	CATALOGUE No	REV
L1	14W 4000K LED	300 X 600 LAY IN FLAT PLATE LED FITTING C/W REMOTE DRIVER AND A PB MOUNTING KIT	WHITE TRIM	GAMMA ILLUMINATION AXIS 1549-4K-34W PB	A
L2	LED	CEILING MOUNTED MOVING HEAD COLOUR WHEEL ADJUSTABLE FOCUS AND REMOTE RF CONTROL SYSTEM	BLACK	CHAUVET DJ INTIMIDATOR SPOT 360X	A
L3	36W LED 4000K	1200 LONG SURFACE MOUNTED IP65 DIFFUSED BATTEN C/W INTEGRAL ELECTRONIC CONTROL GEAR	LIGHT GREY	EQUAL TO GAMMA STORM 1558-CCT-36W	A
L4	EXISTING CARPARK POLE LIGHT TO BE MODIFIED. PROVIDE THE POLE WITH A NEW SINGLE FITTING MOUNTING BRACKET / ARM TO ALLOW THE EXISTING FITTING FACING AWAY FROM THE BUILDING TO BE RECONNECTED. THE EXISTING FITTING FACING THE BUILDING IS TO BE REMOVED AND USED ON THE NEW L5 FITTING.				A
L5	PROVIDE A NEW CARPARK LIGHTING POLE THAT MATCHES THE MODIFIED EXISTING ADJACENT L4 POLE AND UTILISE THE SECOND FITTING RECOVERED FROM THE L4 POLE.				A
L6	PROVIDE A NEW TWIN FITTING CARPARK LIGHTING POLE THAT MATCHES THE EXISTING ADJACENT TWIN FITTING POLE.				A
RDL1	TO BE CONFIRMED	RECESSED DOWNLIGHT	WHITE	TO BE CONFIRMED	A
RDL2	TO BE CONFIRMED	RECESSED DOWNLIGHT	WHITE	TO BE CONFIRMED	A
RDL3	TO BE CONFIRMED	RECESSED DOWNLIGHT	WHITE	TO BE CONFIRMED	A
RDL4	TO BE CONFIRMED	RECESSED DOWNLIGHT	BLACK	TO BE CONFIRMED	A
SDL1	TO BE CONFIRMED	SURFACE MOUNTED 25MM DIA CYLINDER SHADE C/W 200DIA BUBBLE GLASS	TO BE CONFIRMED	LUMEN 8 CUSTOM	A
SDL2	TO BE CONFIRMED	SURFACE MOUNTED CAN DOWNLIGHT	WHITE	TO BE CONFIRMED	A



# ELECTRICAL DESIGN GROUP

ELECTRICAL BUILDING SERVICES CONSULTANTS

P.O. Box 15, SHERWOOD Q. 4075


Phone: (07) 3278 4375 Fax: (07) 3716 0222

Web Site: [www.edg.net.au](http://www.edg.net.au) Email: [brisbane@edg.net.au](mailto:brisbane@edg.net.au)

**C3358a - BRACKEN RIDGE TAVERN**  
**ELECTRICAL EQUIPMENT SCHEDULE**  
**REVISION A - 28 FEBRUARY 2025**

C3358a-0002(A).xls

THE LIGHT FITTING SUPPLIER CONTACT DETAILS MAY BE AVAILABLE ON THE EDG WEBSITE VIA THE FOLLOWING LINK <a href="http://www.edg.net.au/Links/Lighting.htm">www.edg.net.au/Links/Lighting.htm</a>					
TYPE	LAMPS	DESCRIPTION	COLOUR / ACCESSORY	CATALOGUE No	REV
SDL3	TO BE CONFIRMED	SURFACE MOUNTED SPOT LIGHT	TO BE CONFIRMED	TO BE CONFIRMED	A
SDL4	TO BE CONFIRMED	SURFACE MOUNTED 800 DAI BALL LIGHT	NA	TO BE CONFIRMED	A
SDL5	TO BE CONFIRMED	SURFACE MOUNTED SPOT LIGHT	TO BE CONFIRMED	TO BE CONFIRMED	A
SDL6	TO BE CONFIRMED	SURFACE MOUNTED ADJUSTABLE SPOT LIGHT	WHITE	TO BE CONFIRMED	A
SDL7	TO BE CONFIRMED	SURFACE MOUNTED CAN DOWNLIGHT	BLACK	TO BE CONFIRMED	A
WL1	TO BE CONFIRMED	WALL MOUNTED 150H X 310W X 115 DEEP IP65 WALL LIGHT CONFIRM THE MOUNTING HEIGHT ON SITE WITH THE ARCHITECT	WHITE	LIGHTING COLLECTIVE DOME ALUMINIUM	A
WL2	6W FROSTED 2700K 240VOLT E27 LED	WALL MOUNTED 23 DIA X 65DEEP WALL LIGHT CONFIRM THE MOUNTING HEIGHT ON SITE WITH THE ARCHITECT	ANTIQUE BRASS	CRETE STUDIO SMALL HAKEA SCONCE	A
WL3	2 X 2700K 240VOLT E14 LED	WALL MOUNTED 23 DIA X 65DEEP WALL LIGHT CONFIRM THE MOUNTING HEIGHT ON SITE WITH THE ARCHITECT	ANTIQUE BRASS	ZEST LIGHTING DINA ANTIQUE BRASS PICTURE WALL LIGHT	A
PL1	TO BE CONFIRMED	ALLOW TO ASSEMBLE AND INSTALL. CONFIRM SUSPENSION HEIGHT ON SITE WITH THE ARCHITECT	TO BE CONFIRMED	ALLOW A PC SUM OF \$1000.00 PLUS GST FOR THE SUPPLY OF EACH PL1 FITTING	A
CAT	LED 2700K	PROVIDE A 316 STAINLESS STEEL WIRE SUPPORT SYSTEM WITH SHADED CATENARY FESTOON LIGHTS WITH THE SHADES SPACED EVENLY APPROXIMATELY 1000 APART.	WHITE	LUMEN 8 SUSPENDED FESTOON C/W METAL SHARE	A
UP1	8W 3000K LED	GARDEN STAKE FITTING C/W REMOTE DALI DIMMABLE DRIVER MOUNT THE FITTING IN THE GARDEN AS PER THE ARCHITECTURAL DETAIL IT IS ACCEPTABLE TO SUPPLY MULTIPLE UP1 FITTINGS ON THE SAME CHANNEL FROM A SINGLE SUITABLY SIZED DRIVER / POWER SUPPLY	BLACK	GAMMA ILLUMINATION RULO 1373- FL-8W- 3K	A



# ELECTRICAL DESIGN GROUP

ELECTRICAL BUILDING SERVICES CONSULTANTS

P.O. Box 15, SHERWOOD Q. 4075

Phone: (07) 3278 4375 Fax: (07) 3716 0222

Web Site: [www.edg.net.au](http://www.edg.net.au) Email: [brisbane@edg.net.au](mailto:brisbane@edg.net.au)


C3358a - BRACKEN RIDGE TAVERN

C3358a-0002(A).xls

ELECTRICAL EQUIPMENT SCHEDULE

REVISION A - 28 FEBRUARY 2025

THE LIGHT FITTING SUPPLIER CONTACT DETAILS MAY BE AVAILABLE ON THE EDG WEBSITE VIA THE FOLLOWING LINK <a href="http://www.edg.net.au/Links/Lighting.htm">www.edg.net.au/Links/Lighting.htm</a>					
TYPE	LAMPS	DESCRIPTION	COLOUR / ACCESSORY	CATALOGUE No	REV
H1		ALLOW TO CONNECT THE LINEAR HEAT LAMP PROVIDED AS PART OF THE KITCHEN EQUIPMENT / STAINLESS STEEL WORKS.			A
H2		ALLOW TO CONNECT THE LINEAR HEAT LAMP PROVIDED AS PART OF THE KITCHEN EQUIPMENT / STAINLESS STEEL WORKS.			A
	H3	CEILING MOUNTED ADJUSTABLE 2300W HEAT LAMP C/W CUSTOM SUPPORT / SUSPENSIONS AS REQUIRED	DESIGNER COLOUR ANTIQUE COPPER	HATCO DL-R-R-700 PLUS 100W IR LAMP	A
HE/W	3400W	BULKHEAD MOUNTED 3400W HEATER C/W ADJUSTABLE MOUNT BRACKET AS REQUIRED REFER TO THE LIGHTING CONTROL SCHEDULE FOR ADDITIONAL CONTROL REQUIREMENTS	WHITE	BROMIC PLATINUM SMART HEAT ELECTRIC 11 2620248	A
	CEILING FAN TYPE 1 CF1	2180 DIA CEILING FAN C/W 450 DROP AND A REMOTE	WHITE	HUNTER PACIFIC THE BIG FAN V2 DC CEILING FAN	A
	TABLE LAMP TYPE 1 TL1	TO BE CONFIRMED			A
S1	880LM /M 3000K 24V LED	LED STRIP LIGHT IN A SCREW FIXED EXTRUSION C/W OPAL DIFFUSER MOUNTED IN THE BAR COUNTER PELMET AS PER THE ARCHITECTURAL DETAIL. PROVIDE EACH GROUP OF S1 STRIP WITH REMOTE DALI DIMMABLE POWER SUPPLIES AS REQUIRED LOCATE THE POWER SUPPLIES IN A CONCEALED ACCESSIBLE POSITION NOTED ON THE AS CONSTRUCTED DOCUMENTS.	NATURAL	MELEC ML-ALU-1407-2M - ML-VLCRI-14.4-WW	A
S2	880LM /M 3000K 24V LED	THREE HORIZONTAL RUNS OF LED STRIP LIGHT IN A SCREW FIXED EXTRUSION C/W OPAL DIFFUSER MOUNTED IN THE RAE BAR JOINERY AS PER THE ARCHITECTURAL DETAIL. PROVIDE EACH GROUP OF S2 STRIP WITH REMOTE DALI DIMMABLE POWER SUPPLIES AS REQUIRED LOCATE THE POWER SUPPLIES IN A CONCEALED ACCESSIBLE POSITION NOTED ON THE AS CONSTRUCTED DOCUMENTS.	NATURAL	MELEC ML-ALU-1407-2M - ML-VLCRI-14.4-WW	A
S3	880LM /M 3000K 24V LED	LED STRIP LIGHT IN A SCREW FIXED EXTRUSION C/W OPAL DIFFUSER MOUNTED IN THE CENTRAL DISPLAY AS PER THE ARCHITECTURAL DETAIL. PROVIDE EACH GROUP OF S3 STRIP WITH REMOTE DALI DIMMABLE POWER SUPPLIES AS REQUIRED LOCATE THE POWER SUPPLIES IN A CONCEALED ACCESSIBLE POSITION NOTED ON THE AS CONSTRUCTED DOCUMENTS.	NATURAL	MELEC ML-ALU-1407-2M - ML-VLCRI-14.4-WW	A



# ELECTRICAL DESIGN GROUP

ELECTRICAL BUILDING SERVICES CONSULTANTS

P.O. Box 15, SHERWOOD Q. 4075

Phone: (07) 3278 4375 Fax: (07) 3716 0222

Web Site: [www.edg.net.au](http://www.edg.net.au) Email: [brisbane@edg.net.au](mailto:brisbane@edg.net.au)


C3358a - BRACKEN RIDGE TAVERN

C3358a-0002(A).xls

ELECTRICAL EQUIPMENT SCHEDULE

REVISION A - 28 FEBRUARY 2025

THE LIGHT FITTING SUPPLIER CONTACT DETAILS MAY BE AVAILABLE ON THE EDG WEBSITE VIA THE FOLLOWING LINK <a href="http://www.edg.net.au/Links/Lighting.htm">www.edg.net.au/Links/Lighting.htm</a>					
TYPE	LAMPS	DESCRIPTION	COLOUR / ACCESSORY	CATALOGUE No	REV
S4	880LM /M 3000K 24V LED	LED STRIP LIGHT IN A SCREW FIXED EXTRUSION C/W OPAL DIFFUSER MOUNTED IN THE CENTRAL DISPLAY AS PER THE ARCHITECTURAL DETAIL. PROVIDE THE S4 STRIP WITH REMOTE DALI DIMMABLE POWER SUPPLIES AS REQUIRED LOCATE THE POWER SUPPLIES IN A CONCEALED ACCESSIBLE POSITION NOTED ON THE AS CONSTRUCTED DOCUMENTS.	NATURAL	MELEC ML-ALU-1407-2M - ML-VLCRI-14.4-WW	A
S5	880LM /M 3000K 24V LED	LED STRIP LIGHT IN A SCREW FIXED EXTRUSION C/W OPAL DIFFUSER MOUNTED IN THE CEILING PELMET AS PER THE ARCHITECTURAL DETAIL. PROVIDE THE S5 STRIP WITH REMOTE DALI DIMMABLE POWER SUPPLIES AS REQUIRED LOCATE THE POWER SUPPLIES IN A CONCEALED ACCESSIBLE POSITION NOTED ON THE AS CONSTRUCTED DOCUMENTS.	NATURAL	MELEC ML-ALU-1407-2M - ML-VLCRI-14.4-WW	A
S6	880LM /M 3000K 24V LED	LED STRIP LIGHT IN A SCREW FIXED EXTRUSION C/W OPAL DIFFUSER MOUNTED IN THE SUSPENDED BULKHEAD OVER THE BAR AS PER THE ARCHITECTURAL DETAIL. PROVIDE THE S6 STRIP WITH REMOTE DALI DIMMABLE POWER SUPPLIES AS REQUIRED LOCATE THE POWER SUPPLIES IN A CONCEALED ACCESSIBLE POSITION NOTED ON THE AS CONSTRUCTED DOCUMENTS.	NATURAL	MELEC ML-ALU-1407-2M - ML-VLCRI-14.4-WW	A
E1	LED	EMERGENCY LIGHT: RECESSED NON-MAINTAINED EMERGENCY LIGHT. AS2293 CLASSIFICATION C0-D63 - C90-D63.	WHITE	CLEVERTRONICS LLIFE	A
E2	LED	EMERGENCY LIGHT: RECESSED NON-MAINTAINED EMERGENCY LIGHT MOUNTED IN A CUSTOM MDF SQUARE BOX TO DROP THE FITTING LEVEL WITH THE UNDERSIDE OF THE ADJACENT CEILING BATTENS. ENSURE THERE ARE NO VISIBLE FIXINGS IN THE MOUNTING BOX. PROVIDE A SHOP DRAWING OF THE MOUNTING BOX. AS2293 CLASSIFICATION C0-D63 - C90-D63.	WHITE	CLEVERTRONICS LLIFE	A
EX	LED	EXIT LIGHT: MAINTAINED 24M VIEWING DISTANCE EXIT LIGHT C/W DIFFUSERS & DIRECTIONAL ARROWS AS SHOWN. CEILING RECESSED. AS2293 CLASSIFICATION C0-D1.25- C90-D2	WHITE	CLEVERTRONICS LUBPRO-SM	A
EMERGENCY PACK		LIGHT FITTINGS THAT ARE DESIGNATED AS BEING PROVIDED WITH AN EMERGENCY PACK ARE TO BE PROVIDED WITH AN INTEGRAL AS2293 EMERGENCY PACK. THE FITTINGS ARE TO BE NON MAINTAINED WITH ALL LAMPS SWITCHED AS PER THE LIGHTING CONTROL FOR THAT SPACE UNLESS NOTED OTHERWISE. REFER TO THE SPECIFICATION FOR FURTHER DETAILS OF THE CONFIGURATION AND SWITCHING OF EMERGENCY LIGHTS.			A



# ELECTRICAL DESIGN GROUP

ELECTRICAL BUILDING SERVICES CONSULTANTS

P.O. Box 15, SHERWOOD Q. 4075

Phone: (07) 3278 4375 Fax: (07) 3716 0222

Web Site: [www.edg.net.au](http://www.edg.net.au) Email: [brisbane@edg.net.au](mailto:brisbane@edg.net.au)


C3358a - BRACKEN RIDGE TAVERN

C3358a-0002(A).xls

ELECTRICAL EQUIPMENT SCHEDULE

REVISION A - 28 FEBRUARY 2025

THE LIGHT FITTING SUPPLIER CONTACT DETAILS MAY BE AVAILABLE ON THE EDG WEBSITE VIA THE FOLLOWING LINK <a href="http://www.edg.net.au/Links/Lighting.htm">www.edg.net.au/Links/Lighting.htm</a>					
TYPE	LAMPS	DESCRIPTION	COLOUR / ACCESSORY	CATALOGUE No	REV
PROXIMITY DETECTOR SWITCH (PD)		ADJUSTABLE FLUSH RECESSED 360 DEGREE TRIPLE PYRO PIR PRESENCE DETECTOR TO OPERATE THE ASSOCIATED LIGHTS FOR A PRE-SET AMOUNT OF TIME. ADJUST THE TIME AND SENSITIVITY ON SITE AS DIRECTED BY THE ENGINEER.	WHITE	CLIPSAL. SELECTION BY THE CONTRACTOR. SUBMIT DETAILS OF THE PROXIMITY DETECTOR SWITCH FOR APPROVAL PRIOR TO ORDERING	A
FIRE INDICATOR PANEL (FIP)		REPLACE THE EXISTING FIP WITH A CURRENT VERSION OF THE AS1670.1 COMPLIANT WHITE FIRE INDICATOR PANEL.			A
SMOKE DETECTOR		AS1670.1 SURFACE MOUNTED SMOKE DETECTOR			A
RECESSED FIRE ALARM SPEAKER		AS1670.1 RECESSED FIRE ALARM SPEAKER C/W WHITE GRILL			A
THERMAL DETECTOR		SURFACE MOUNTED THERMAL DETECTOR TO AS1670.1.			A
FIRE ALARM SYSTEM INTERFACE		FIRE ALARM FAILSAFE INTERFACE TO UNLOCK THE DOOR UPON A FIRE ALARM			A
ONE-WAY LIGHT SWITCH		ONE-WAY LIGHT SWITCH C/W CIRCUIT IDENTIFICATION ON THE FACEPLATE BEHIND THE SURROUND MOUNTED AT 1000mm AFFL UNLESS NOTED OTHERWISE.	WHITE	CLIPSAL C2000 SERIES 30USM	A
TWO-WAY LIGHT SWITCH		TWO -WAY LIGHT SWITCH C/W CIRCUIT IDENTIFICATION ON THE FACEPLATE BEHIND THE SURROUND MOUNTED AT 1000mm AFFL UNLESS NOTED OTHERWISE.	WHITE	CLIPSAL C2000 SERIES 30USM	A
LIGHTING CONTROL SWITCH PANEL (SPx)		6-BUTTON PROGRAMMABLE SWITCH PANEL C/W CENTRAL LCD DISPLAY MOUNTED AT 1000mm AFFL UNLESS NOTED OTHERWISE.	ALUMINIUM	DYNALITE ANTUMBRA DISPLAY	A
SINGLE POWER OUTLET		SINGLE POWER OUTLET C/W CIRCUIT IDENTIFICATION ON THE FACEPLATE BEHIND THE SURROUND MOUNT AT 300mm AFFL U.N.O. RATING 10A U.N.O.	WHITE UNLESS NOTED AS BLACK (BK)	CLIPSAL C2000 SERIES	A
DOUBLE POWER OUTLET		DOUBLE POWER OUTLET C/W CIRCUIT IDENTIFICATION ON THE FACEPLATE BEHIND THE SURROUND MOUNT AT 300mm AFFL U.N.O. RATING 10A U.N.O.	WHITE UNLESS NOTED AS BLACK (BK)	CLIPSAL C2000 SERIES	A
SINGLE POWER OUTLET FOR THE AUTO DOOR (AD)		SINGLE 10 AMP POWER OUTLET C/W CIRCUIT IDENTIFICATION ON THE FACEPLATE BEHIND THE SURROUND MOUNTED WITHIN THE AUTO DOOR MULLION	WHITE	CLIPSAL C2000 SERIES	A
IP56 SINGLE POWER OUTLET		SINGLE POWER OUTLET IP56 MOUNT AT 300mm AFFL U.N.O. RATING 10A U.N.O.	GREY	CLIPSAL 56 SERIES	A



# ELECTRICAL DESIGN GROUP

ELECTRICAL BUILDING SERVICES CONSULTANTS

P.O. Box 15, SHERWOOD Q. 4075

Phone: (07) 3278 4375 Fax: (07) 3716 0222

Web Site: [www.edg.net.au](http://www.edg.net.au) Email: [brisbane@edg.net.au](mailto:brisbane@edg.net.au)


C3358a - BRACKEN RIDGE TAVERN

C3358a-0002(A).xls

## ELECTRICAL EQUIPMENT SCHEDULE

REVISION A - 28 FEBRUARY 2025

THE LIGHT FITTING SUPPLIER CONTACT DETAILS MAY BE AVAILABLE ON THE EDG WEBSITE VIA THE FOLLOWING LINK <a href="http://www.edg.net.au/Links/Lighting.htm">www.edg.net.au/Links/Lighting.htm</a>					
TYPE	LAMPS	DESCRIPTION	COLOUR / ACCESSORY	CATALOGUE No	REV
DOUBLE POWER OUTLET (USB)		DOUBLE POWER OUTLET C/W USB CHARGER AND CIRCUIT IDENTIFICATION ON THE FACEPLATE BEHIND THE SURROUND MOUNT AT 300mm AFFL U.N.O. RATING 10A U.N.O.	WHITE UNLESS NOTED AS BLACK (BK)	CLIPSAL 2000 SERIES + 30USBCM MECH	A
WEATHERPROOF POWER OUTLET (WP)		IP54 WEATHERPROOF SINGLE / DOUBLE POWER OUTLET AS NOTED ON DRAWING C/W COVER FLAP OVER SOCKET. MOUNT AT MINIMUM 1100mm AFFL U.N.O. RATING 10A U.N.O.	-	CLIPSAL WSCF227F	A
20A WEATHERPROOF POWER OUTLET (WP 20A)		IP66 WEATHERPROOF 20A SINGLE POWER OUTLET. MOUNT AT MINIMUM 1100mm AFFL U.N.O. RATING 20A U.N.O.	-	CLIPSAL WSF226/20	A
SPECIAL PURPOSE OUTLET		SPECIAL PURPOSE OUTLET TYPE AS NOTED. MOUNT AT 1350mm AFFL U.N.O. RATING 20A U.N.O. CONNECT TO EQUIPMENT VIA FLEXIBLE CONDUIT.			A
SINGLE-PHASE ISOLATOR		SINGLE-PHASE WEATHERPROOF ISOLATOR. MOUNT AT 1350mm AFFL U.N.O. RATING 20A U.N.O. CONNECT TO EQUIPMENT VIA FLEXIBLE CONDUIT.	-	CLIPSAL WHT20	A
THREE-PHASE ISOLATOR		THREE-PHASE WEATHERPROOF ISOLATOR. MOUNT AT 1350mm AFFL U.N.O. RATING 20A U.N.O. CONNECT TO EQUIPMENT VIA FLEXIBLE CONDUIT.	-	CLIPSAL WHT35	A
DB-A		EXISTING DISTRIBUTION BOARD DB-A REMOVE ALL SWITCHGEAR MADE REDUNDANT BY THE WORKS AND UPDATE THE CIRCUIT SCHEDULE AT PRACTICAL COMPLETION.			A
DB-B		NEW DISTRIBUTION BOARD DB-B AS PER THE DB-B SCHEDULE AND THE NOTES. PROVIDE A SHOP DRAWING OF DB-B FOR APPROVAL.			A
DB-C		EXISTING DISTRIBUTION BOARD DB-C REMOVE ALL SWITCHGEAR MADE REDUNDANT BY THE WORKS AND UPDATE THE CIRCUIT SCHEDULE AT PRACTICAL COMPLETION.			A
DB-G		EXISTING DISTRIBUTION BOARD DB-G TO BE UPGRADED AS NECESSARY TO ACCOMMODATE THE NEW CIRCUITS. IT IS ACCEPTABLE TO UTILISE THE EXISTING SWITCHGEAR IF IT IS IN APPROPRIATE CONDITION, HAS THE REQUIRED RATING AND CONTROL FUNCTIONS. REMOVE ALL SWITCHGEAR MADE REDUNDANT BY THE WORKS AND UPDATE THE CIRCUIT SCHEDULE AT PRACTICAL COMPLETION.			A
DB-F		NEW DISTRIBUTION BOARD DB-F AS PER THE DB-F SCHEDULE AND THE NOTES. PROVIDE A SHOP DRAWING OF DB-F FOR APPROVAL.			A
DB-J		EXISTING DISTRIBUTION BOARD DB-J REMOVE ALL SWITCHGEAR MADE REDUNDANT BY THE WORKS AND UPDATE THE CIRCUIT SCHEDULE AT PRACTICAL COMPLETION.			A
DB-1		EXISTING DISTRIBUTION BOARD DB-1 TO BE UPGRADED AS NECESSARY TO ACCOMMODATE THE NEW CIRCUITS. IT IS ACCEPTABLE TO UTILISE THE EXISTING SWITCHGEAR IF IT IS IN APPROPRIATE CONDITION, HAS THE REQUIRED RATING AND CONTROL FUNCTIONS. REMOVE ALL SWITCHGEAR MADE REDUNDANT BY THE WORKS AND UPDATE THE CIRCUIT SCHEDULE AT PRACTICAL COMPLETION.			A



# ELECTRICAL DESIGN GROUP

ELECTRICAL BUILDING SERVICES CONSULTANTS

P.O. Box 15, SHERWOOD Q. 4075

Phone: (07) 3278 4375 Fax: (07) 3716 0222

Web Site: [www.edg.net.au](http://www.edg.net.au) Email: [brisbane@edg.net.au](mailto:brisbane@edg.net.au)

C3358a - BRACKEN RIDGE TAVERN  
ELECTRICAL EQUIPMENT SCHEDULE  
REVISION A - 28 FEBRUARY 2025

C3358a-0002(A).xls

THE LIGHT FITTING SUPPLIER CONTACT DETAILS MAY BE AVAILABLE ON THE EDG WEBSITE VIA THE FOLLOWING LINK <a href="http://www.edg.net.au/Links/Lighting.htm">www.edg.net.au/Links/Lighting.htm</a>					
TYPE	LAMPS	DESCRIPTION	COLOUR / ACCESSORY	CATALOGUE No	REV
MSB		MAIN SWITCHBOARD TO BE PROVIDED WITH NEW MCCBS TO SUPPLY DB-B AND DB-F			A
MSSB-X		EXISTING MECHANICAL SERVICES SWITCHBOARD.			A
COMMUNICATIONS RACK (CR-A)		EXISTING COMMUNICATIONS RACK TO BE UPGRADED AS NECESSARY. UPDATE THE PORT LABELS AT PRACTICAL COMPLETION			A
SECURITY EQUIPMENT		EXISTING SECURITY PANEL			A
COMMUNICATIONS OUTLET		RJ45 CAT-6 COMMUNICATIONS OUTLET, CABLED BACK TO CAT 6 PATCH PANELS IN THE COMMUNICATIONS RACK CR VIA 4-PAIR CAT-6 UTP CABLE. MOUNT UP TO 3 RJ45 OUTLETS PER MULTI-GANG FACEPLATE WITH SEPARATE PERMANENT LABELLING FOR EACH OUTLET. MOUNT AT 300 AFFL UNLESS NOTED OTHERWISE	WHITE UNLESS NOTED AS BLACK (BK)	CLIPSAL "C2000 SERIES"	A
CAT 6 GAMING OUTLET		RJ45 CAT-6 COMMUNICATIONS OUTLET, CABLED BACK TO CAT 6 DEDICATED GAMING PATCH PANELS IN THE GAMING RACK VIA 4-PAIR CAT-6 UTP CABLE. MOUNT UP TO 3 RJ45 OUTLETS PER MULTI-GANG FACEPLATE WITH SEPARATE PERMANENT LABELLING FOR EACH OUTLET. MOUNT AT 300 AFFL UNLESS NOTED OTHERWISE	WHITE UNLESS NOTED AS BLACK (BK)	CLIPSAL "2000 SERIES" KRONE JACK C/W SHUTTER	A
GAMING FIBRE (GF)		INSTALL DUPLEX FIBRE OPTIC CABLE BETWEEN THE POKER MACHINE BASES AND FROM THE POKER MACHINE BASES BACK TO THE GAMING RACK AS INDICATED. THE DUPLEX FIBRE OPTIC CABLE WILL BE SUPPLIED AND TERMINATED BY OTHERS.			A